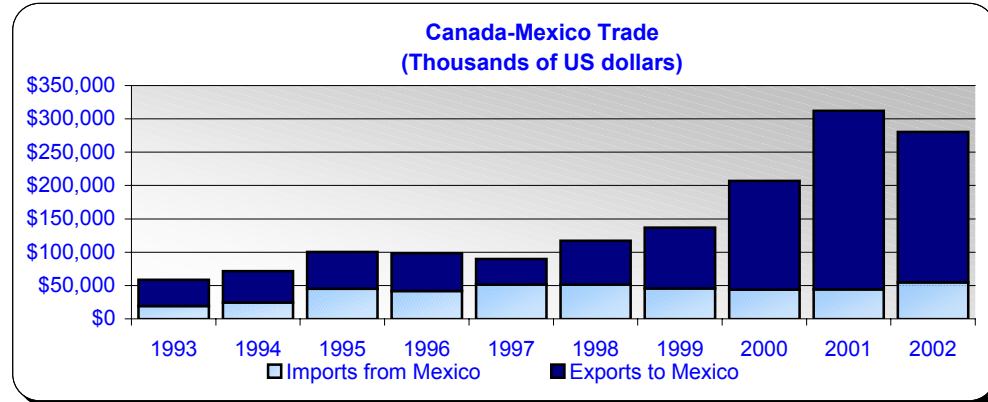


**CANADIAN TRADE BY SECTOR**  
**NAICS 311 - Food Manufacturing**

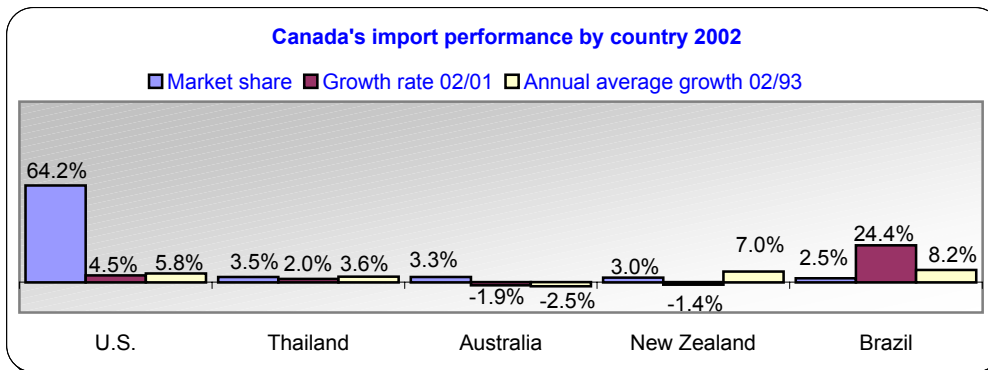
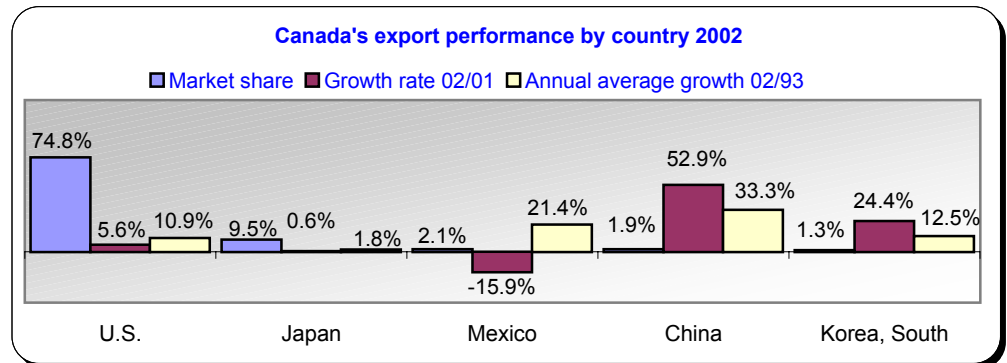


During the first nine years of NAFTA, trade between Mexico and Canada in this sector grew by an annual average of 19.1%.

Canadian imports from Mexico have increased by 187%, from \$19,053 thousand in 1993 to \$54,762 thousand in 2002.

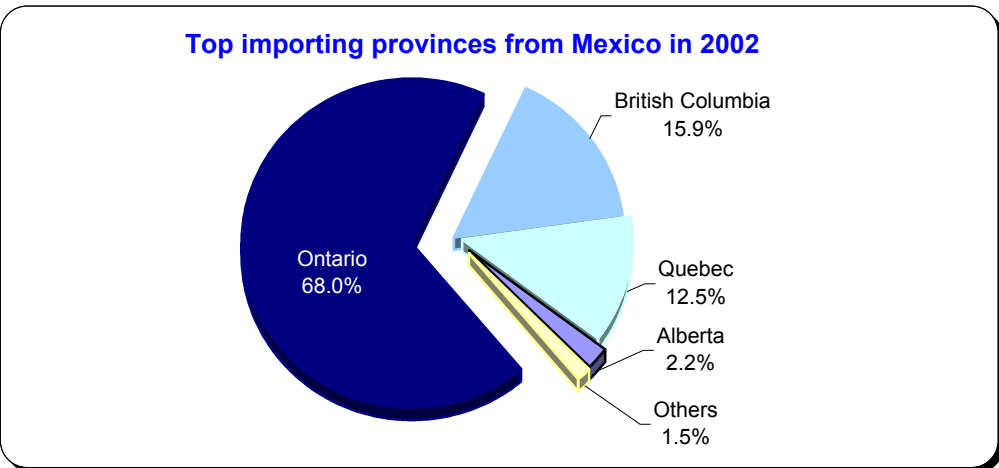
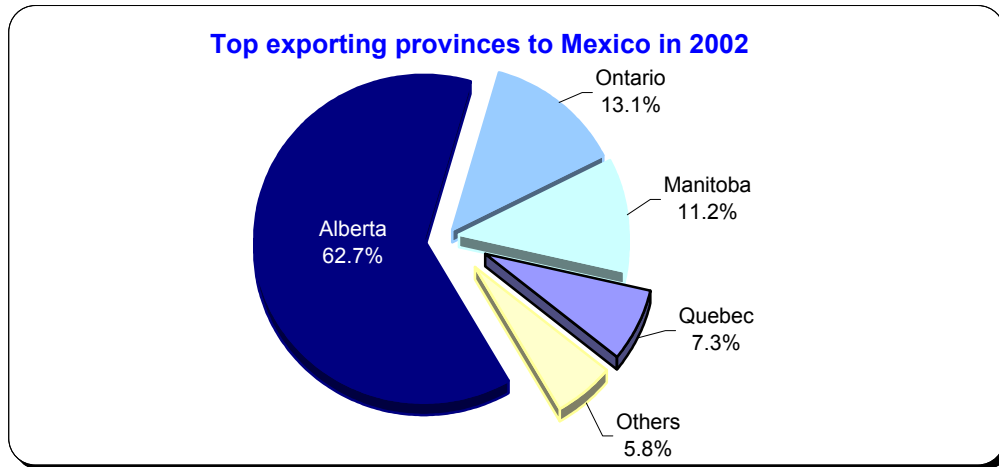
Canadian exports to Mexico have grown by 474% since NAFTA took effect, totalling \$225,506 thousand in 2002.

In 2002, Mexico was Canada's third largest export market in this sector. Sales to Mexico represented 2.1% of Canada's total exports.



In 2002, Mexico was Canada's thirteenth supplier in this sector. Mexican products accounted for 0.7% of Canadian imports.

NAICS 311 - Food Manufacturing



**Canadian exports to Mexico by province**

Thousands of US dollars

Province	Exports 2002	Growth rate %	
		2002/2001	2002/1993
Total	225,506	9.3	51.9
Alberta	141,294	89.4	1,407.5
Ontario	29,634	81.1	397.3
Manitoba	25,201	78.3	426.2
Quebec	16,387	61.9	659.4
Others	12,990	88.3	97.0

**Canadian imports from Mexico by province**

Thousands of US dollars

Province	Imports 2002	Growth rate %	
		2002/2001	2002/1993
Total	54,762	79.9	107.8
Ontario	37,215	119.9	348.9
British Columbia	8,686	362.6	826.6
Quebec	6,851	86.7	102.8
Alberta	1,214	59.8	389.5
Others	796	90.2	222.1

**The NAFTA Office of Mexico in Canada**

**NAICS 311 - Food Manufacturing**

**Exports to Mexico**

Thousands of US dollars

Description	1993	2001	2002	Growth rate %	
				2002/2001	2002/1993
NAICS 311611 - Animal (except Poultry) Slaughtering	16,607	145,086	127,350	-12.2	666.8
NAICS 311515 - Butter, Cheese, and Dry and Condensed Dairy Products	13,701	56,415	37,585	-33.4	174.3
NAICS 311614 - Rendering and Meat Processing from Carcasses	390	35,677	31,158	-12.7	7,881.9
NAICS 311214 - Rice Milling and Malt Manufacturing	2	13,611	9,936	-27.0	418,970.1
NAICS 311710 - Seafood Product Preparation and Packaging	235	1,069	4,373	309.0	1,758.7
NAICS 311920 - Coffee and Tea Manufacturing	0	2,771	3,832	38.3	N.A.
NAICS 311410 - Frozen Food Manufacturing	238	1,470	2,319	57.8	875.5
NAICS 311119 - Other Animal Food Manufacturing	887	1,713	1,805	5.4	103.5
NAICS 311211 - Flour Milling	191	2,782	1,786	-35.8	837.3
NAICS 311330 - Confectionery Manufacturing from Purchased Chocolate	91	608	1,280	110.6	1,313.7
NAICS 311320 - Chocolate and Confectionery Manufacturing from Cocoa Beans	34	347	933	168.7	2,669.1
NAICS 311224 - Oilseed Processing	3,409	1,712	887	-48.2	-74.0
NAICS 311511 - Fluid Milk Manufacturing	0	473	696	47.1	N.A.
NAICS 311111 - Dog and Cat Food Manufacturing	0	29	391	1,265.6	N.A.
NAICS 311990 - All Other Food Manufacturing	633	384	347	-9.8	-45.3
NAICS 311420 - Fruit and Vegetable Canning, Pickling and Drying	84	161	202	24.8	138.9
NAICS 311340 - Non-Chocolate Confectionery Manufacturing	71	38	158	311.1	120.9
NAICS 311940 - Seasoning and Dressing Manufacturing	24	27	91	235.2	284.2
NAICS 311814 - Commercial Bakeries and Frozen Bakery Product Manufacturing	55	8	90	1,045.7	63.2
NAICS 311615 - Poultry Processing	508	88	85	-3.7	-83.4
NAICS 311230 - Breakfast Cereal Manufacturing	689	0	68	N.A.	-90.2
NAICS 311221 - Wet Corn Milling	1,299	3,191	64	-98.0	-95.1
NAICS 311930 - Flavouring Syrup and Concentrate Manufacturing	0	146	52	-64.6	N.A.
NAICS 311821 - Cookie and Cracker Manufacturing	6	1	10	N.A.	64.0

N.A.=Not Available

**The NAFTA Office of Mexico in Canada**

**NAICS 311 - Food Manufacturing**

**Imports from Mexico**

Thousands of US dollars

Description	1993	2001	2002	Growth rate %	
				2002/2001	2002/1993
NAICS 311410 - Frozen Food Manufacturing	10,891	14,264	15,804	10.8	45.1
NAICS 311420 - Fruit and Vegetable Canning, Pickling and Drying	2,512	4,181	10,372	148.1	312.9
NAICS 311310 - Sugar Manufacturing	1,628	4,361	6,135	40.7	276.9
NAICS 311340 - Non-Chocolate Confectionery Manufacturing	373	6,214	5,947	-4.3	1,493.8
NAICS 311515 - Butter, Cheese, and Dry and Condensed Dairy Products	0	3,523	3,842	9.1	N.A.
NAICS 311710 - Seafood Product Preparation and Packaging	1,675	2,912	3,776	29.7	125.5
NAICS 311990 - All Other Food Manufacturing	52	3,622	2,380	-34.3	4,458.7
NAICS 311920 - Coffee and Tea Manufacturing	1,200	782	1,553	98.6	29.4
NAICS 311814 - Commercial Bakeries and Frozen Bakery Product Manufacturing	0	135	1,184	779.7	N.A.
NAICS 311111 - Dog and Cat Food Manufacturing	0	649	842	29.7	N.A.
NAICS 311330 - Confectionery Manufacturing from Purchased Chocolate	210	707	770	8.9	266.8
NAICS 311940 - Seasoning and Dressing Manufacturing	178	553	699	26.5	292.3
NAICS 311230 - Breakfast Cereal Manufacturing	0	1,721	512	-70.3	N.A.
NAICS 311221 - Wet Corn Milling	119	51	304	493.9	155.7
NAICS 311919 - Other Snack Food Manufacturing	0	39	246	534.8	N.A.
NAICS 311224 - Oilseed Processing	0	237	194	-18.2	N.A.
NAICS 311119 - Other Animal Food Manufacturing	0	92	55	-39.9	N.A.
NAICS 311320 - Chocolate and Confectionery Manufacturing from Cacao Beans	2	61	32	-47.0	1,196.7
NAICS 311821 - Cookie and Cracker Manufacturing	132	19	30	58.8	-77.1
NAICS 311211 - Flour Milling	0	34	23	-30.5	N.A.
NAICS 311822 - Flour Mixes and Dough Manufacturing from Purchased Flour	11	60	16	-72.7	50.2
NAICS 311225 - Fat and Oil Refining and Blending	0	19	16	-14.2	N.A.
NAICS 311911 - Roasted Nut and Peanut Butter Manufacturing	0	5	15	184.6	N.A.
NAICS 311610 - Animal Slaughtering and Processing	0	9	7	-28.3	N.A.
NAICS 311511 - Fluid Milk Manufacturing	0	0	5	N.A.	N.A.
NAICS 311823 - Dry Pasta Manufacturing	0	6	3	-55.5	N.A.

N.A.=Not Available